

2014-2015 CAPITAL BUDGET

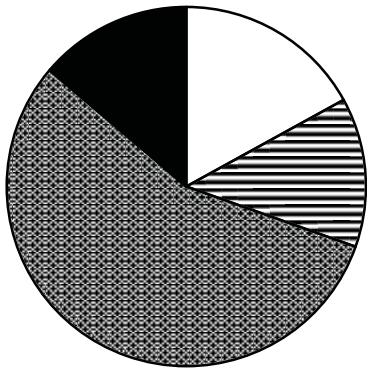
2015-2019 CAPITAL IMPROVEMENT PROGRAM

PUBLIC SAFETY

PUBLIC SAFETY

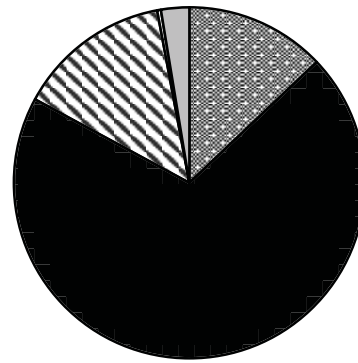
2015-2019 Capital Improvement Program

**2014-2015 Adopted
Source of Funds**



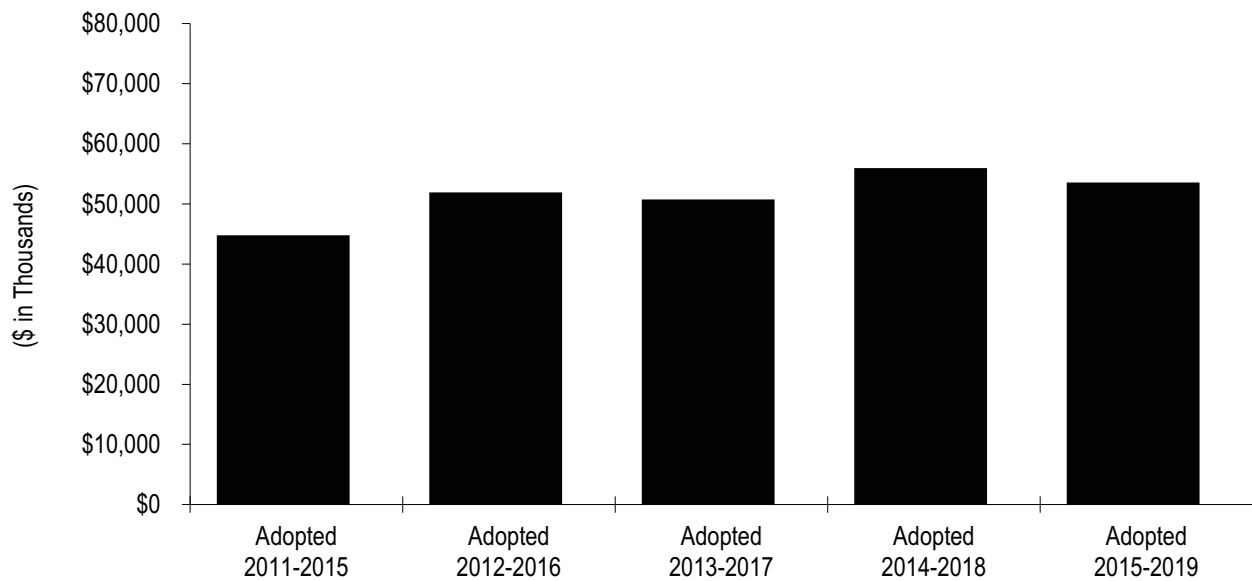
- Beginning Fund Balance
- ▒ Fees, Charges, and Taxes
- ▓ Contributions, Loans and Transfers
- Miscellaneous and Interest Income
- Sale of Bonds

**2014-2015 Adopted
Use of Funds**



- ▓ Construction
- Non-Construction
- Reserves
- Contributions, Loans and Transfers
- Ending Fund Balance

CIP History

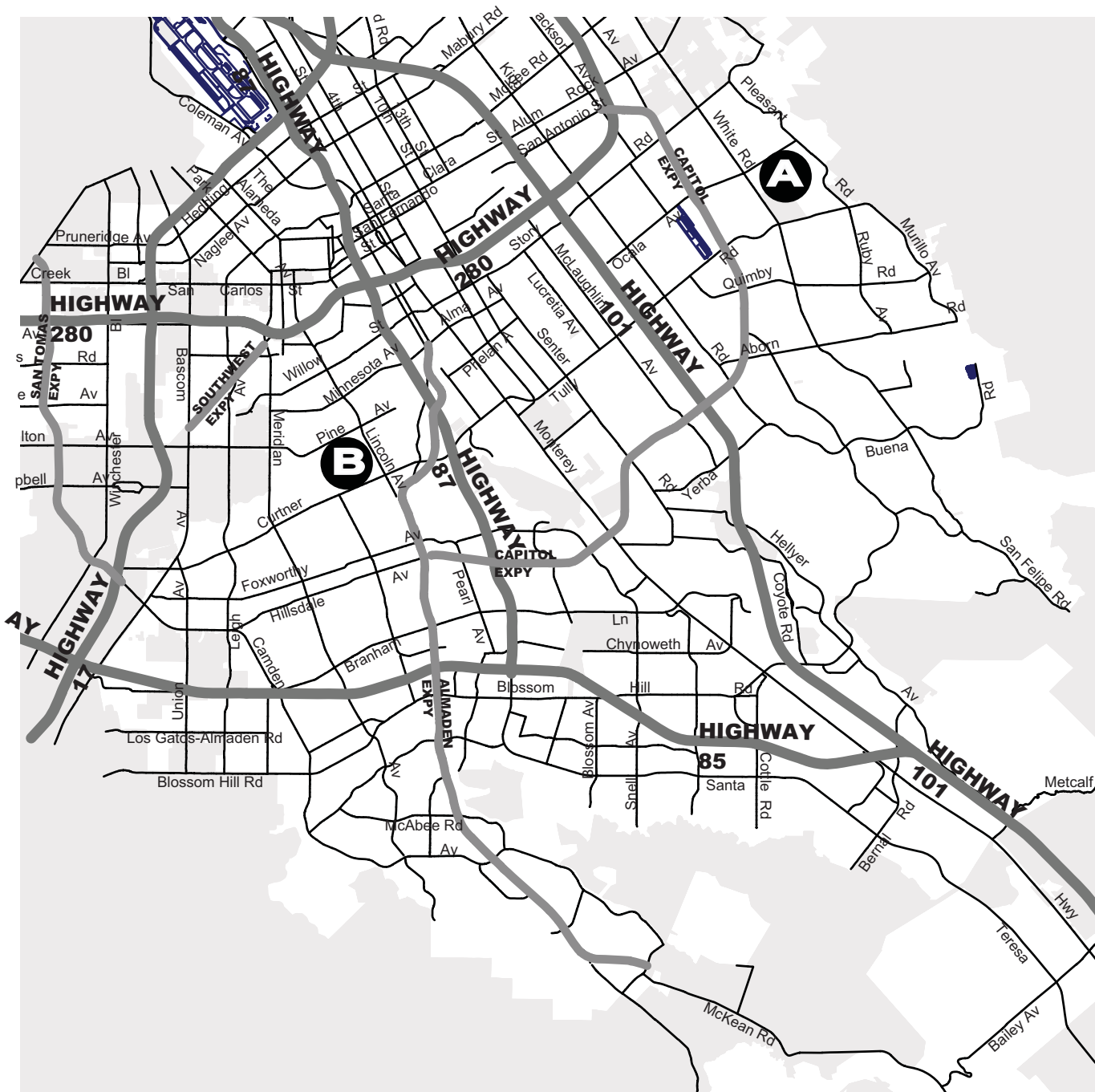


PAGE IS INTENTIONALLY LEFT BLANK

Public Safety

2015-2019 Adopted Capital Improvement Program

- A)** Fire Station 21 - Relocation (White Road)
- B)** Fire Station 37 (Willow Glen)



PAGE IS INTENTIONALLY LEFT BLANK

Public Safety

2015-2019 Adopted Capital Improvement Program

Overview

INTRODUCTION

The Public Safety Capital Program funds capital improvements for the Fire Department to effectively provide emergency services, as well as close-out costs for the South San José Police Substation.

PUBLIC SAFETY CAPITAL ASSETS	
Fire Stations	33
Fire Apparatus	208

The 2015-2019 Public Safety Capital Improvement Program (CIP) totals \$53.6 million, of which \$24.3 million is programmed in 2014-2015. This program is part of the Public Safety City Service Area and supports the following outcome: *The Public Feels Safe Anywhere, Anytime in San José.*

PROGRAM PRIORITIES AND OBJECTIVES

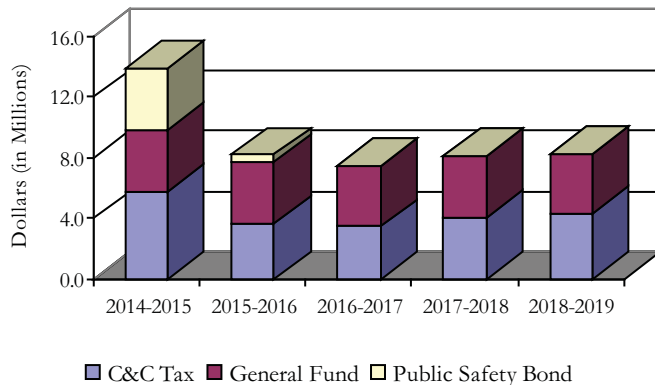
In alignment with the goals of the Envision San José 2040 General Plan, the objective of the Public Safety Capital Program is to provide, maintain, and improve facilities and equipment that support the delivery of effective emergency services to City of San José residents and visitors.

A key goal of this program is to enhance emergency response coverage and therefore meet or exceed response time performance targets through improved deployment of resources. The Public Safety Capital Program works towards this objective by developing and constructing new facilities while leveraging existing resources.

SOURCES OF FUNDING

Revenue for the Public Safety Capital Program in the 2015-2019 CIP is derived from three primary sources: contributions from the General Fund (\$29.6 million); funding from the Fire Construction and Conveyance (C&C) Tax Fund (\$19.8 million); and proceeds from the Neighborhood Security Act Bond Measure (\$4.2 million).

Summary of Revenues



In the 2015-2019 CIP, the General Fund will provide \$29.6 million for fire apparatus replacements (\$28.5 million) to ensure the reliability of the Fire Department’s emergency fleet; fixtures, furniture and equipment (FF&E) for the South San José Police Substation (\$616,000); and fire facilities remediation (\$500,000).

The 2014-2015 Capital Budget estimate for Construction and Conveyance (C&C) taxes is \$39.0 million, of which 8.4% (\$3.28 million) is allocated for Fire Department projects such as fire safety equipment and fire station improvement projects. Approximately 99% of this tax is derived from a transfer tax imposed upon each transfer of real property, with the remaining 1% generated from a construction tax levied on most types of construction. The 2015-2019 CIP assumes 2013-2014

Public Safety

2015-2019 Adopted Capital Improvement Program

Overview

SOURCES OF FUNDING

C&C revenues will exceed 2012-2013 collections by 7.5%, grow another 5% in 2014-2015 to \$39.0 million, and then remain flat for each year of the CIP. Therefore, collections allocated to the Public Safety Capital Program will total \$3.3 million per year for each of the five years. For additional information regarding C&C Tax revenue, please refer to the Parks and Community Facilities Development section of the CIP.

The March 2002 Neighborhood Security Act Bond Measure authorized the City to issue General Obligation Bonds in an amount not to exceed \$159 million to fund capital projects in the Police and Fire Departments. The 2015-2019 CIP includes the remaining \$4.2 million from the Neighborhood Security Act Bond Measure to enhance police, fire, and medical emergency response services and facilities. Assessments on the property taxes of San José residents are used to support these obligations.

PROGRAM HIGHLIGHTS

The following summarizes the program highlights in the Public Safety Capital Program.

Public Safety Bond Projects

The projects in the Public Safety Bond Program that were approved as part of the Neighborhood Security Act Bond Measure included the construction and renovation of Police and Fire facilities. The most recently completed project was Fire Station 24 (formerly Fire Station 36), which began operations in summer 2013. There are two remaining projects in the 2015-2019 CIP, as discussed below.

The Fire Station 21 – Relocation (White Road) project assumes a two-story, 8,900 square foot fire station (with a potential to expand to 11,500 square feet), three bays and site improvements for a 0.97 acre parcel including about 300 square feet of community room. Design work for Fire Station 21 was completed, and construction is expected to be completed in 2015. The recent uptick in bid prices and changes to building codes and stormwater regulations has increased expected construction costs. At this time, \$1.2 million of the funds held in reserve as part of the Public Safety Bond Program will be allocated to complete Fire Station 21.



Handheld Radios

Public Safety

2015-2019 Adopted Capital Improvement Program

Overview

PROGRAM HIGHLIGHTS

Public Safety Bond Projects (Cont'd.)

Fire Station 37 is the final station scheduled for construction as part of the Public Safety Bond Program (Measure O; 2002). Due primarily to the unexpectedly high cost of construction during much of the Measure O program, the decision to rebuild instead of remodel Fire Station 2 (which resulted in a net cost increase of approximately \$4.1 million), and the higher bid prices received for construction of Fire Station 21, only \$2.5 million in Measure O funds remain in reserve for the Fire Station 37 Project. With remaining construction costs of at least \$7.6 million, there is a projected construction shortfall of \$5.1 million. If Fire Station 6 is not sold to help defray the costs for various fixtures, furniture, and equipment (FF&E), additional funding of approximately \$460,000 would also be needed, bringing the total minimum required amount to build Fire Station 37 to \$5.6 million. It is important to note that previous estimates assumed that, if Fire Station 6 remains open, an available reserve fire engine would be allocated to Fire Station 37; however, if the project is restarted, it is likely that a reserve engine would no longer be available by the time Fire Station 37 is completed, which would require the purchase of a new fire engine and related equipment totaling approximately \$930,000. Taken all together, the total shortfall of one-time funds is estimated to be a minimum of \$6.5 million. This amount does not include the annual ongoing expense of \$3.3 million. Given the funding shortfall, the Mayor's June Budget Message for Fiscal Year 2014-2015, as approved by the City Council, included Manager's Budget Addendum (MBA) #17 which, in part, directed staff to continue its analysis of response time performance through a comprehensive Fire Department organizational review and report the results to the Public Safety, Finance and Strategic Support Council Committee in winter 2015. The Fire Station 37 project has been deferred indefinitely pending the completion of this analysis.



Various SJFD Fire Apparatus

Fire Apparatus Replacement

The City's long term investment in fire apparatus has significantly improved the reliability of the Fire Department's fleet and their ability to respond to emergencies in accordance with established response time performance measures. The replacement of fire engines, aerial ladder trucks, brush patrols, water tenders, and other emergency response apparatus is planned in accordance with the Fire Apparatus Replacement Policy. The 2015-2019 CIP includes \$31.6 million for fire apparatus replacement (\$28.5 million from the General Fund and \$3.1 million from the Fire C&C Tax Fund).

Public Safety

2015-2019 Adopted Capital Improvement Program Overview

PROGRAM HIGHLIGHTS

Fire Apparatus Replacement

Apparatus Programmed for Replacement	2014-2015	2015-2016	2016-2017	2017-2018	2018-2019
Engines	1	3	4	6	4
Trucks	1	0	0	0	0
Auxiliary Emergency Response Apparatus	7	4	5	6	3

MAJOR CHANGES FROM THE 2014-2018 ADOPTED CIP

Major changes from the 2014-2018 Adopted CIP are summarized below.

- Sale of the final Neighborhood Security Act Bond (\$3.3 million) has been deferred to 2014-2015.
- Increased the Fire Facilities Remediation Project by \$1.0 million to address repair and deferred maintenance needs at Fire Stations 3 and 30.
- Industry cost escalations have resulted in an increase of \$1.2 million to the cost estimate of Fire Station 21, and a corresponding decrease of \$1.2 million to the Fire Station 37 Reserve.
- Handheld Radios – Assistance to Firefighters Grant (AFG) Reserve is established in the amount of \$355,000, the required matching funding, to purchase 270 portable and 103 mobile radio units.
- Increased the Fire Data System project by \$220,000 for consultation and software related to the Computer Aided Dispatch (CAD) system in order to store additional parameters about Fire Department incidents and improve the department's ability to report performance metrics by assisting in data automation efforts.

OPERATING BUDGET IMPACT

As discussed in the 2015-2019 General Fund Five-Year Forecast issued in February 2014, Fire Station 37 has been removed from the forecast due to a lack of sufficient funding for project construction and the indefinite deferral of the Fire Station 37 project, which is pending a city-wide response time analysis that is expected to be completed by winter 2015, as discussed in MBA #17.

Therefore, the only ongoing operating budget impacts assumed in the development of the 2015-2019 Adopted CIP are those related to Fire Station 21. Based on estimates prepared by the Fire Department, the following table summarizes the anticipated operating and maintenance costs over the next five years. The information provided in this table is based on the assumption that Fire Station 21 will remain staffed with one Engine Company.

Public Safety

2015-2019 Adopted Capital Improvement Program

Overview

OPERATING BUDGET IMPACT

Operating Budget Impact Summary

	<u>2015-2016</u>	<u>2016-2017</u>	<u>2017-2018</u>	<u>2018-2019</u>
Fire Station 21 – Relocation (White Road)	\$11,000	\$23,000	\$23,000	\$23,000
Total Projected Operating Costs	\$11,000	\$23,000	\$23,000	\$23,000

Note: The estimated operating costs have been provided by the Fire Department and have not yet been fully analyzed by the Budget Office. That analysis may well result in different costs when the actual budget for the year in question is developed.

Additional detail on the individual projects with operating budget impacts is provided in Attachment A at the conclusion of this Overview and in the Project Detail pages.

COUNCIL-APPROVED REVISIONS TO THE PROPOSED CAPITAL IMPROVEMENT PROGRAM

The City Council approved the following adjustments to the Proposed CIP:

- In the Neighborhood Security Bond Fund, \$209,000 was reallocated from the Fire Station 37 (Willow Glen) Reserve to the Fire Station 21 project. In addition, a downward adjustment to the South San José Police Substation of \$12,000 was approved.
- In the C&C Tax Fund, five projects were rebudgeted totaling \$843,000: Fire Apparatus Replacement (\$564,000), Traffic Control Equipment (\$120,000), Hose Replacement – 2012 AFG Grant (\$96,000), Fuel Tank Repairs (\$53,000), and Fire Training Center Repair (\$10,000)
- In the General Fund, three projects were rebudgeted totaling \$9.6 million: Fire Apparatus Replacement (\$8.5 million), South San José Police Substation FF&E (\$616,000), and Fire Facilities Remediation (\$500,000).

Public Safety

2015-2019 Adopted Capital Improvement Program

Attachment A - Operating Budget Impact

	<u>2015-2016</u>	<u>2016-2017</u>	<u>2017-2018</u>	<u>2018-2019</u>
<u>Public Safety</u>				
Fire Station 21 - Relocation (White Road)	\$11,000	\$23,000	\$23,000	\$23,000
Total Public Safety	<u>\$11,000</u>	<u>\$23,000</u>	<u>\$23,000</u>	<u>\$23,000</u>

2014-2015 CAPITAL BUDGET

2015-2019 CAPITAL IMPROVEMENT PROGRAM

PUBLIC SAFETY

SOURCE OF FUNDS

USE OF FUNDS

SOURCE AND USE OF FUNDS STATEMENTS

2014-2015 USE OF FUNDS BY FUNDING SOURCE

The Source of Funds displays the capital revenues by funding source for each year of the Five-Year Capital Improvement Program. The Use of Funds displays the capital expenditures by line-item for each year of the five-year period. The Source and Use of Funds Statements display major categories of capital revenues and expenditures for each year over the five-year period. The 2014-2015 Use of Funds by Funding Source displays the funding sources for the capital expenditures that are budgeted in 2014-2015.

Public Safety

**2015-2019 Adopted Capital Improvement Program
Source of Funds (Combined)**

SOURCE OF FUNDS	Estimated 2013-2014	2014-2015	2015-2016	2016-2017	2017-2018	2018-2019	5-Year Total
General Fund (001)							
Contributions, Loans and Transfers from:							
<u>General Fund</u>							
- Fire Apparatus Replacement	4,274,000	12,463,000	4,000,000	4,000,000	4,000,000	4,000,000	28,463,000
- Fire Facilities Remediation	100,000	500,000					500,000
- South San José Police Substation FF&E	282,000	616,000					616,000
- South San José Police Substation Interior Public Art	1,000						
<u>Capital Funds</u>							
- Neighborhood Security Bond Fund	40,000						
Total General Fund	4,697,000	13,579,000	4,000,000	4,000,000	4,000,000	4,000,000	29,579,000
Fire Construction & Conveyance Tax Fund (392)							
Beginning Fund Balance	2,910,564	3,344,852	183,852	175,852	531,852	791,852	3,344,852 *
Taxes, Fees and Charges:							
<u>Construction and Conveyance Tax</u>	3,108,000	3,276,000	3,276,000	3,276,000	3,276,000	3,276,000	16,380,000
Contributions, Loans and Transfers from:							
<u>Capital Funds</u>							
- Neighborhood Security Bond Fund	575,000						
Interest Income	16,000	14,000	16,000	20,000	22,000	29,000	101,000
Miscellaneous Revenue							
- Sale of Former Fire Stations							
Reserve for Encumbrances	313,288						
Total Fire Construction & Conveyance Tax Fund	6,922,852	6,634,852	3,475,852	3,471,852	3,829,852	4,096,852	19,825,852 *

Public Safety
2015-2019 Adopted Capital Improvement Program
Source of Funds (Combined)

SOURCE OF FUNDS (CONT'D.)	Estimated 2013-2014	2014-2015	2015-2016	2016-2017	2017-2018	2018-2019	5-Year Total
Neighborhood Security Act Bond Fund (475)							
Beginning Fund Balance	6,546,839	790,730	449,000				790,730 *
Sale of Bonds		3,325,000					3,325,000
Contributions, Loans and Transfers from:							
<u>General Fund</u>							
- General Fund	40,000						
<u>Special Funds</u>							
- Integrated Waste Management Fund							
<u>Capital Funds</u>							
- Construction and Conveyance Tax Fund	575,000						
Interest Income	22,000	20,000	20,000				40,000
Reserve for Encumbrances	361,891						
Total Neighborhood Security Act Bond Fund	7,545,730	4,135,730	469,000				4,155,730 *
TOTAL SOURCE OF FUNDS	19,165,582	24,349,582	7,944,852	7,471,852	7,829,852	8,096,852	53,560,582 *

* The 2015-2016 through 2018-2019 Beginning Balances are excluded from the FIVE-YEAR TOTAL SOURCE OF FUNDS to avoid multiple counting of the same funds.

Public Safety

2015-2019 Adopted Capital Improvement Program

Use of Funds (Combined)

<u>USE OF FUNDS</u>	<u>Estimated 2013-2014</u>	<u>2014-2015</u>	<u>2015-2016</u>	<u>2016-2017</u>	<u>2017-2018</u>	<u>2018-2019</u>	<u>5-Year Total</u>
Construction Projects							
Neighborhood Security Bond Fund Projects							
Fire Station 12 - Relocation (Calero)	4,000						
Fire Station 24 - Relocation (Silver Creek/Yerba Buena)	371,000						
Fire Station Upgrades	25,000						
Public Art - Fire Bond Projects	86,000						
South San José Police Substation	207,000	108,000					108,000
1. Fire Station 21 - Relocation (White Road)	5,683,000	1,106,000	469,000				1,575,000
Total Neighborhood Security Bond Fund Projects	6,376,000	1,214,000	469,000				1,683,000
Other Construction Projects							
South San José Police Substation Interior Public Art	1,000						
2. FF&E and Facility Improvements	120,000	70,000		100,000			170,000
3. Facilities Improvements	290,000	350,000	350,000	350,000	350,000	350,000	1,750,000
4. Fire Facilities Remediation	200,000	1,431,000	1,000,000				2,431,000
5. Fire Training Center Repair		20,000	10,000	10,000	10,000	10,000	60,000
6. Fuel Tank Repairs	23,000	53,000					53,000
7. Underground Fuel Tank Renovation/Replacement	10,000	10,000	10,000	10,000	10,000	10,000	50,000
Total Other Construction Projects	644,000	1,934,000	1,370,000	470,000	370,000	370,000	4,514,000
Total Construction Projects	7,020,000	3,148,000	1,839,000	470,000	370,000	370,000	6,197,000

Public Safety
2015-2019 Adopted Capital Improvement Program
Use of Funds (Combined)

USE OF FUNDS (CONT'D.)	Estimated 2013-2014	2014-2015	2015-2016	2016-2017	2017-2018	2018-2019	5-Year Total
Non-Construction							
General Non-Construction							
Capital Program and Public Works Department Support Service Costs	9,000	36,000	36,000	36,000	36,000	36,000	180,000
Infrastructure Management System	93,000	116,000	119,000	123,000	127,000	131,000	616,000
8. Capital Project Management	722,000	736,000	450,000	459,000	469,000	478,000	2,592,000
9. City-Building Energy Projects Program	10,000	10,000	10,000	10,000	10,000	10,000	50,000
10. Computer Replacement Program	130,000	95,000	95,000	95,000	95,000	95,000	475,000
11. Emergency Response Data Analysis	25,000	25,000	25,000	25,000	25,000	25,000	125,000
12. Emergency Response Maps	85,000	15,000	15,000	15,000	15,000	15,000	75,000
13. Fire Apparatus Replacement	4,301,000	13,987,000	4,400,000	4,400,000	4,400,000	4,400,000	31,587,000
14. Fire Data System	56,000	255,000	35,000	35,000	35,000	35,000	395,000
15. Handheld Radios	10,000	10,000	10,000	10,000	10,000	10,000	50,000
16. Heavy Rescue Airbags	12,000	12,000	12,000	12,000	12,000	12,000	60,000
17. Hose Replacement	84,000	40,000	40,000	40,000	40,000	40,000	200,000
18. Hose Replacement - 2012 AFG Grant	286,000	96,000					96,000
19. Mobile Testing Equipment for Fire Pumps		90,000					90,000
20. Permanent Fuel Tanks for Fire Stations		70,000					70,000
21. Personal Protective Equipment Program	57,000	169,000	57,000	57,000	57,000	57,000	397,000
22. Self-Contained Breathing Apparatus (SCBA) Equipment	30,000	30,000	30,000	30,000	30,000	30,000	150,000

Public Safety

2015-2019 Adopted Capital Improvement Program

Use of Funds (Combined)

USE OF FUNDS (CONT'D.)	Estimated 2013-2014	2014-2015	2015-2016	2016-2017	2017-2018	2018-2019	5-Year Total
Non-Construction							
General Non-Construction							
23. South San José Police Substation FF&E	282,000	616,000					616,000
24. Telecommunications Equipment	15,000	15,000	15,000	15,000	15,000	15,000	75,000
25. Tools and Equipment	321,000	289,000	289,000	289,000	289,000	289,000	1,445,000
26. Traffic Control Equipment	5,000	120,000					120,000
27. Turnout Cleaning	201,000	200,000	200,000	200,000	200,000	200,000	1,000,000
28. Vintage Apparatus and Equipment Maintenance	5,000	5,000	5,000	5,000	5,000	5,000	25,000
Total General Non-Construction	6,739,000	17,037,000	5,843,000	5,856,000	5,870,000	5,883,000	40,489,000
Contributions, Loans and Transfers to General Fund							
Transfer to the General Fund	40,000						
Transfer to the General Fund - Human Resources/Payroll System Upgrade		1,000					1,000
Transfer to the General Fund: Interest Income	15,000	14,000	16,000	20,000	22,000	29,000	101,000
Total Contributions, Loans and Transfers to General Fund	55,000	15,000	16,000	20,000	22,000	29,000	102,000
Contributions, Loans and Transfers to Capital Funds							
Transfer to the Fire C&C Fund	575,000						
Transfer to the Neighborhood Security Bond Fund	615,000						
Total Contributions, Loans and Transfers to Capital Funds	1,190,000						
Contributions, Loans and Transfers to Special Funds							
City Hall Debt Service Fund	26,000	69,000	71,000	74,000	76,000	82,000	372,000
Total Contributions, Loans and Transfers to Special Funds	26,000	69,000	71,000	74,000	76,000	82,000	372,000

Public Safety
2015-2019 Adopted Capital Improvement Program
Use of Funds (Combined)

USE OF FUNDS (CONT'D.)	Estimated 2013-2014	2014-2015	2015-2016	2016-2017	2017-2018	2018-2019	5-Year Total
Non-Construction							
Reserves							
Facilities Improvements Reserve		620,000		520,000	700,000	400,000	2,240,000
Fire Station 37 (Willow Glen) Reserve		2,472,730					2,472,730
Handheld Radios - AFG Grant Reserve		355,000					355,000
Total Reserves		3,447,730		520,000	700,000	400,000	5,067,730
Total Non-Construction	8,010,000	20,568,730	5,930,000	6,470,000	6,668,000	6,394,000	46,030,730
Ending Fund Balance	4,135,582	632,852	175,852	531,852	791,852	1,332,852	1,332,852*
TOTAL USE OF FUNDS	19,165,582	24,349,582	7,944,852	7,471,852	7,829,852	8,096,852	53,560,582*

* The 2014-2015 through 2017-2018 Ending Balances are excluded from the FIVE-YEAR TOTAL USE OF FUNDS to avoid multiple counting of the same funds.

Public Safety

**2015-2019 Adopted Capital Improvement Program
Fire Construction & Conveyance Tax Fund (392)**

Statement of Source and Use of Funds

	<u>Estimated 2013-2014</u>	<u>2014-2015</u>	<u>2015-2016</u>	<u>2016-2017</u>	<u>2017-2018</u>	<u>2018-2019</u>	<u>5-Year Total</u>
<u>SOURCE OF FUNDS</u>							
Beginning Fund Balance *	2,910,564	3,344,852	183,852	175,852	531,852	791,852	3,344,852
Contributions, Loans and Transfers	575,000						
Interest Income	16,000	14,000	16,000	20,000	22,000	29,000	101,000
Miscellaneous Revenue							
Reserve for Encumbrances	313,288						
Taxes, Fees and Charges	3,108,000	3,276,000	3,276,000	3,276,000	3,276,000	3,276,000	16,380,000
TOTAL SOURCE OF FUNDS	<u>6,922,852</u>	<u>6,634,852</u>	<u>3,475,852</u>	<u>3,471,852</u>	<u>3,829,852</u>	<u>4,096,852</u>	<u>19,825,852</u>
<u>USE OF FUNDS</u>							
Construction Projects	779,000	1,434,000	1,370,000	470,000	370,000	370,000	4,014,000
Contributions, Loans and Transfers	616,000	84,000	87,000	94,000	98,000	111,000	474,000
Non-Construction	2,183,000	3,958,000	1,843,000	1,856,000	1,870,000	1,883,000	11,410,000
Reserves		975,000		520,000	700,000	400,000	2,595,000
Ending Fund Balance **	3,344,852	183,852	175,852	531,852	791,852	1,332,852	1,332,852
TOTAL USE OF FUNDS	<u>6,922,852</u>	<u>6,634,852</u>	<u>3,475,852</u>	<u>3,471,852</u>	<u>3,829,852</u>	<u>4,096,852</u>	<u>19,825,852</u>

* The 2015-2016 through 2018-2019 Beginning Fund Balances are excluded from the FIVE-YEAR TOTAL SOURCE OF FUNDS to avoid multiple counting of the same funds.

** The 2014-2015 through 2017-2018 Ending Fund Balances are excluded from the FIVE-YEAR TOTAL USE OF FUNDS to avoid multiple counting of the same funds.

Public Safety

**2015-2019 Adopted Capital Improvement Program
Neighborhood Security Act Bond Fund (475)**

Statement of Source and Use of Funds

	<u>Estimated 2013-2014</u>	<u>2014-2015</u>	<u>2015-2016</u>	<u>2016-2017</u>	<u>2017-2018</u>	<u>2018-2019</u>	<u>5-Year Total</u>
<u>SOURCE OF FUNDS</u>							
Beginning Fund Balance *	6,546,839	790,730	449,000				790,730
Contributions, Loans and Transfers	615,000						
Interest Income	22,000	20,000	20,000				40,000
Reserve for Encumbrances	361,891						
Sale of Bonds		3,325,000					3,325,000
TOTAL SOURCE OF FUNDS	<u>7,545,730</u>	<u>4,135,730</u>	<u>469,000</u>	<u>0</u>	<u>0</u>	<u>0</u>	<u>4,155,730</u>
<u>USE OF FUNDS</u>							
Construction Projects	6,140,000	1,214,000	469,000				1,683,000
Contributions, Loans and Transfers	615,000						
Non-Construction							
Reserves		2,472,730					2,472,730
Ending Fund Balance **	790,730	449,000					
TOTAL USE OF FUNDS	<u>7,545,730</u>	<u>4,135,730</u>	<u>469,000</u>	<u>0</u>	<u>0</u>	<u>0</u>	<u>4,155,730</u>

* The 2015-2016 through 2018-2019 Beginning Fund Balances are excluded from the FIVE-YEAR TOTAL SOURCE OF FUNDS to avoid multiple counting of the same funds.

** The 2014-2015 through 2017-2018 Ending Fund Balances are excluded from the FIVE-YEAR TOTAL USE OF FUNDS to avoid multiple counting of the same funds.

Public Safety

2015-2019 Adopted Capital Improvement Program 2014-2015 Use of Funds by Funding Source

	(001) General Fund	(392) Fire Construction & Conveyance Tax Fund	(475) Neighborhood Security Act Bond Fund	Total
TOTAL RESOURCES	13,579,000	6,634,852	4,135,730	24,349,582
<u>Construction Projects</u>				
Neighborhood Security Bond Fund Projects				
South San José Police Substation			108,000	108,000
1. Fire Station 21 - Relocation (White Road)			1,106,000	1,106,000
Total Neighborhood Security Bond Fund Projects			1,214,000	1,214,000
Other Construction Projects				
2. FF&E and Facility Improvements		70,000		70,000
3. Facilities Improvements		350,000		350,000
4. Fire Facilities Remediation	500,000	931,000		1,431,000
5. Fire Training Center Repair		20,000		20,000
6. Fuel Tank Repairs		53,000		53,000
7. Underground Fuel Tank Renovation/Replacement		10,000		10,000
Total Other Construction Projects	500,000	1,434,000		1,934,000
<u>Total Construction Projects</u>	500,000	1,434,000	1,214,000	3,148,000

Public Safety

2015-2019 Adopted Capital Improvement Program 2014-2015 Use of Funds by Funding Source

	(001) General Fund	(392) Fire Construction & Conveyance Tax Fund	(475) Neighborhood Security Act Bond Fund	Total
<u>Non-Construction</u>				
General Non-Construction				
		36,000		36,000
		116,000		116,000
8.		736,000		736,000
9.		10,000		10,000
10.		95,000		95,000
11.		25,000		25,000
12.		15,000		15,000
13.	12,463,000	1,524,000		13,987,000
14.		255,000		255,000
15.		10,000		10,000
16.		12,000		12,000
17.		40,000		40,000
18.		96,000		96,000
19.		90,000		90,000
20.		70,000		70,000
21.		169,000		169,000
22.		30,000		30,000
23.	616,000			616,000
24.		15,000		15,000

Public Safety

2015-2019 Adopted Capital Improvement Program 2014-2015 Use of Funds by Funding Source

	(001) General Fund	(392) Fire Construction & Conveyance Tax Fund	(475) Neighborhood Security Act Bond Fund	Total
<u>Non-Construction</u>				
General Non-Construction				
25. Tools and Equipment		289,000		289,000
26. Traffic Control Equipment		120,000		120,000
27. Turnout Cleaning		200,000		200,000
28. Vintage Apparatus and Equipment Maintenance		5,000		5,000
Total General Non-Construction	13,079,000	3,958,000		17,037,000
Contributions, Loans and Transfers to General Fund				
Transfer to the General Fund - Human Resources/Payroll System Upgrade		1,000		1,000
Transfer to the General Fund: Interest Income		14,000		14,000
Total Contributions, Loans and Transfers to General Fund		15,000		15,000
Contributions, Loans and Transfers to Special Funds				
City Hall Debt Service Fund		69,000		69,000
Total Contributions, Loans and Transfers to Special Funds		69,000		69,000

Public Safety

2015-2019 Adopted Capital Improvement Program 2014-2015 Use of Funds by Funding Source

	(001) General Fund	(392) Fire Construction & Conveyance Tax Fund	(475) Neighborhood Security Act Bond Fund	Total
<u>Non-Construction</u>				
Reserves				
Facilities Improvements Reserve		620,000		620,000
Fire Station 37 (Willow Glen) Reserve			2,472,730	2,472,730
Handheld Radios - AFG Grant Reserve		355,000		355,000
Total Reserves		975,000	2,472,730	3,447,730
<u>Total Non-Construction</u>	13,079,000	5,017,000	2,472,730	20,568,730
Ending Fund Balance		183,852	449,000	632,852
TOTAL USE OF FUNDS	13,579,000	6,634,852	4,135,730	24,349,582

2014-2015 CAPITAL BUDGET

2015-2019 CAPITAL IMPROVEMENT PROGRAM

PUBLIC SAFETY

DETAIL OF CAPITAL PROJECTS

DETAIL OF NON-CONSTRUCTION PROJECTS

The Detail of Construction Projects section provides information on the individual construction projects with funding in 2013-2014. The Detail of Non-Construction Projects section is abbreviated and provides information on the individual non-construction project, with funding in 2013-2014. On the Use of Funds statement, these projects are numbered.

Public Safety

2015-2019 Adopted Capital Improvement Program Detail of Construction Projects

1. Fire Station 21 - Relocation (White Road)

CSA:	Public Safety	Initial Start Date:	3rd Qtr. 2004
CSA Outcome:	The Public Feels Safe Anywhere, Anytime in San José	Revised Start Date:	4th Qtr. 2012
Department:	Fire	Initial Completion Date:	4th Qtr. 2007
Council District:	5, 8	Revised Completion Date:	4th Qtr. 2015
Location:	White Road, south of Cunningham Court		

Description: This project provides funding for relocation and replacement of existing Fire Station 21, currently located at Mt. Pleasant Road and Mt. Pleasant Court, with a new fire station facility at White Road, south of Cunningham Court.

Justification: Fire Station 21 is a small single-family residence style fire station that is poorly located against the foothills. Relocating this facility in conjunction with the relocation of Fire Station 24 will improve facility quality and response time performance.

EXPENDITURE SCHEDULE (000'S)

Cost Elements	Prior Years	2013-14 Appn.	2013-14 Estimate	2014-15	2015-16	2016-17	2017-18	2018-19	5-Year Total	Beyond 5-Year	Project Total
Development	1,150										1,150
Design	277	471	471								748
Bid & Award	52	58	58								110
Construction	500	5,154	5,154	1,106	410				1,516		7,170
Post Construction					59				59		59
TOTAL	1,979	5,683	5,683	1,106	469				1,575		9,237

FUNDING SOURCE SCHEDULE (000'S)

Fire Construction & Conveyance Tax Fund	232	232									232
Neighborhood Security Act Bond Fund	1,979	5,451	5,451	1,106	469				1,575		9,005
TOTAL	1,979	5,683	5,683	1,106	469				1,575		9,237

ANNUAL OPERATING BUDGET IMPACT (000'S)

Maintenance	11	23	23	23
TOTAL	11	23	23	23

Major Changes in Project Cost:

2006-2010 CIP - Increase in total project funding of \$1,092,000 (\$1,077,000 approved by Council via MBA #10). 2007-2011 CIP - Increase of \$728,000 to address cost escalation. 2008-2012 CIP - Increase of \$1,475,000 to address cost escalation. 2009-2013 CIP - Increase of \$296,000 to address cost escalation. 2011-2015 CIP - Increase of \$485,000 to address scope revision to allow for future expansion to a two company station when local development occurs. 2012-2016 CIP - Increase of \$133,000 to address cost escalation. 2013-2017 CIP - Increase of \$183,000 to account for estimated bid escalation due to new Americans with Disabilities Act (ADA) requirements. 2014-2018 CIP - Increase of \$716,000 to account for estimated construction cost escalations. 2015-2019 CIP - Increase of \$1,219,000 to account for estimated construction cost escalations.

Notes:

The impact of maintenance costs for this project is estimated at \$11,000 in 2015-2016, and \$23,000 annually, for custodial services and utilities.

FY Initiated:	2004-2005	Appn. #:	4998
Initial Project Budget:	\$2,910,000	USGBC LEED:	N/A

Public Safety

2015-2019 Adopted Capital Improvement Program Detail of Construction Projects

2. FF&E and Facility Improvements

CSA:	Public Safety	Initial Start Date:	Multi-Phase
CSA Outcome:	The Public Feels Safe Anywhere, Anytime in San José	Revised Start Date:	
Department:	Fire	Initial Completion Date:	Multi-Phase
Council District:	City-wide	Revised Completion Date:	
Location:	City-wide		

Description: This allocation provides funding for fixtures, furniture, and equipment needed in the new and remodeled fire stations that are funded by the Public Safety Bond funds. These costs are not eligible for bond funding. These funds may also be used for other facility improvements outlined in the Fire Master Plan.

Justification: This allocation is necessary to fund Fire Master Plan projects and to ensure sufficient supplemental funding is available for the Public Safety Bond projects.

EXPENDITURE SCHEDULE (000'S)

Cost Elements	Prior Years	2013-14 Appn.	2013-14 Estimate	2014-15	2015-16	2016-17	2017-18	2018-19	5-Year Total	Beyond 5-Year	Project Total
Furniture, Fixtures and Equipment	1,513	120	120	70		100			170		1,803
TOTAL	1,513	120	120	70		100			170		1,803

FUNDING SOURCE SCHEDULE (000'S)

Fire Construction & Conveyance Tax Fund	1,513	120	120	70		100			170		1,803
TOTAL	1,513	120	120	70		100			170		1,803

ANNUAL OPERATING BUDGET IMPACT (000'S)

None

Major Changes in Project Cost:

October 21, 2008 - Ord. No. 28422 - Decrease of \$100,000 in the 2007-2008 Annual Report to rebalance the Construction and Conveyance (C&C) Tax Fund due to the reduction in revenue from the sale of former fire stations.
 February 10, 2009 - Ord. No. 28492 - Decrease of \$1,000,000 in the Mid-Year Report to rebalance the C&C Tax Fund due to the further reduction in revenue from the sale of former fire stations.
 June 22, 2010 - Ord. No. 28764 - Decrease of \$73,000 to rebalance the C&C Tax Fund due to the further reduction in revenue from the sale of former fire stations.
 2014-2018 CIP - Increase of \$190,000 for furniture and equipment for Fire Station 21.

Notes:

FY Initiated:	2006-2007	Appn. #:	4362
Initial Project Budget:	\$2,841,000	USGBC LEED:	N/A

Public Safety

2015-2019 Adopted Capital Improvement Program
Detail of Construction Projects

3. Facilities Improvements

CSA: Public Safety **Initial Start Date:** Ongoing
CSA Outcome: The Public Feels Safe Anywhere, Anytime in San José **Revised Start Date:**
Department: Fire **Initial Completion Date:** Ongoing
Council District: City-wide **Revised Completion Date:**
Location: City-wide

Description: This allocation provides funding for the repair and replacement of major fire station facility components and other capital maintenance needs, including emergency repairs.

Justification: This allocation provides funds for capital improvements to ensure that the City's investment in facilities is protected in a cost-effective manner.

EXPENDITURE SCHEDULE (000'S)											
Cost Elements	Prior Years	2013-14 Appn.	2013-14 Estimate	2014-15	2015-16	2016-17	2017-18	2018-19	5-Year Total	Beyond 5-Year	Project Total
Construction		290	290	350	350	350	350	350	1,750		
TOTAL		290	290	350	350	350	350	350	1,750		

FUNDING SOURCE SCHEDULE (000'S)											
Fire Construction & Conveyance Tax Fund		290	290	350	350	350	350	350	1,750		
TOTAL		290	290	350	350	350	350	350	1,750		

ANNUAL OPERATING BUDGET IMPACT (000'S)

None

Major Changes in Project Cost:

N/A

Notes:

Project schedule dates and selected budget information are not provided due to the ongoing nature of this project.

FY Initiated: Ongoing **Appn. #:** 4075
Initial Project Budget: **USGBC LEED:** N/A

Public Safety

2015-2019 Adopted Capital Improvement Program
Detail of Construction Projects

4. Fire Facilities Remediation

CSA: Public Safety **Initial Start Date:** 3rd Qtr. 2013
CSA Outcome: The Public Feels Safe Anywhere, Anytime in San José **Revised Start Date:**
Department: Fire **Initial Completion Date:** 2nd Qtr. 2014
Council District: City-wide **Revised Completion Date:** 2nd Qtr. 2016
Location: Fire Stations 3, 16, and 30

Description: This allocation provides funding for necessary capital improvements, repairs, and maintenance at Fire Stations 3, 16, and 30. In March 2013, an in-depth assessment was conducted to identify the deferred maintenance needs such as mold abatement and roof and shower repairs at these five fire stations. Current Project funding addresses the needs of Stations 16, 3, and 30. Fire Stations 4 and 13 will be completed in future years when funding and project scope details are available.

Justification: This allocation addresses critical capital repairs and maintenance needs at Fire Stations 3, 16, and 30 in order to increase the longevity and functionality of these fire facilities.

EXPENDITURE SCHEDULE (000'S)											
Cost Elements	Prior Years	2013-14 Appn.	2013-14 Estimate	2014-15	2015-16	2016-17	2017-18	2018-19	5-Year Total	Beyond 5-Year	Project Total
Construction		1,631	200	1,431	1,000				2,431		2,631
TOTAL		1,631	200	1,431	1,000				2,431		2,631

FUNDING SOURCE SCHEDULE (000'S)											
General Fund		600	100	500					500		600
Fire Construction & Conveyance Tax Fund		1,031	100	931	1,000				1,931		2,031
TOTAL		1,631	200	1,431	1,000				2,431		2,631

ANNUAL OPERATING BUDGET IMPACT (000'S)

None

Major Changes in Project Cost:
 2015-2019 CIP - Increase of \$1,000,000 for Fire Stations 3 and 30.

Notes:
 The \$1.6 million funding originally appropriated in 2013-2014 was for Fire Stations 3 and 16. Fire Station 16 is expected to be completed in the fourth quarter of 2014 and Fire Station 3 is expected to be completed in the first quarter of 2015. An additional \$1.0 million has been added for Fire Stations 3 and 30. Fire Stations 4 and 13 will be completed in future years when funding and project scope details are available.

FY Initiated: 2013-2014 **Appn. #:** 7576 , 7574
Initial Project Budget: \$1,631,000 **USGBC LEED:** N/A

Public Safety

2015-2019 Adopted Capital Improvement Program Detail of Construction Projects

5. Fire Training Center Repair

CSA:	Public Safety	Initial Start Date:	Ongoing
CSA Outcome:	The Public Feels Safe Anywhere, Anytime in San José	Revised Start Date:	
Department:	Fire	Initial Completion Date:	Ongoing
Council District:	3	Revised Completion Date:	
Location:	255 S. Montgomery Street		
Description:	This allocation provides funding to maintain and repair the Fire Department's training facility. These renovations will address immediate facility needs.		
Justification:	This allocation will help to sustain training operations at the Fire Training Center.		

EXPENDITURE SCHEDULE (000'S)											
Cost Elements	Prior Years	2013-14 Appn.	2013-14 Estimate	2014-15	2015-16	2016-17	2017-18	2018-19	5-Year Total	Beyond 5-Year	Project Total
Construction		10		20	10	10	10	10	60		
TOTAL		10		20	10	10	10	10	60		

FUNDING SOURCE SCHEDULE (000'S)											
Cost Elements	Prior Years	2013-14 Appn.	2013-14 Estimate	2014-15	2015-16	2016-17	2017-18	2018-19	5-Year Total	Beyond 5-Year	Project Total
Fire Construction & Conveyance Tax Fund		10		20	10	10	10	10	60		
TOTAL		10		20	10	10	10	10	60		

ANNUAL OPERATING BUDGET IMPACT (000'S)										
None										

Major Changes in Project Cost:

N/A

Notes:

Project schedule dates and selected budget information are not provided due to the ongoing nature of this project.

FY Initiated:	Ongoing	Appn. #:	4399
Initial Project Budget:		USGBC LEED:	N/A

Public Safety
2015-2019 Adopted Capital Improvement Program
Detail of Construction Projects

6. Fuel Tank Repairs

CSA:	Public Safety	Initial Start Date:	3rd Qtr. 2013
CSA Outcome:	The Public Feels Safe Anywhere, Anytime in San José	Revised Start Date:	
Department:	Fire	Initial Completion Date:	2nd Qtr. 2015
Council District:	City-wide	Revised Completion Date:	
Location:	City-wide		

Description: This project provides funding for evaluation, repair and cleaning, signage, and upgrades of 20 fuel tanks at various fire stations city-wide.

Justification: Funding will enable the City to comply with new State and County of Santa Clara regulations regarding fuel tanks.

EXPENDITURE SCHEDULE (000'S)											
Cost Elements	Prior Years	2013-14 Appn.	2013-14 Estimate	2014-15	2015-16	2016-17	2017-18	2018-19	5-Year Total	Beyond 5-Year	Project Total
Maintenance		76	23	53					53		76
TOTAL		76	23	53					53		76

FUNDING SOURCE SCHEDULE (000'S)											
Cost Elements	Prior Years	2013-14 Appn.	2013-14 Estimate	2014-15	2015-16	2016-17	2017-18	2018-19	5-Year Total	Beyond 5-Year	Project Total
Fire Construction & Conveyance Tax Fund		76	23	53					53		76
TOTAL		76	23	53					53		76

ANNUAL OPERATING BUDGET IMPACT (000'S)										
None										

Major Changes in Project Cost:

None

Notes:

The project schedule for Phase II, including fuel tank replacements and maintenance if needed, will be identified after completion of Phase I and may require additional funding. Phase I of this project, which includes the replacement of fuel tanks at Fire Stations 28, 30, and 31, is expected to be completed by June 2015.

FY Initiated:	2013-2014	Appn. #:	7575
Initial Project Budget:	\$76,000	USGBC LEED:	N/A

Public Safety

2015-2019 Adopted Capital Improvement Program Detail of Construction Projects

7. Underground Fuel Tank Renovation/Replacement

CSA:	Public Safety	Initial Start Date:	Ongoing
CSA Outcome:	The Public Feels Safe Anywhere, Anytime in San José	Revised Start Date:	
Department:	Fire	Initial Completion Date:	Ongoing
Council District:	City-wide	Revised Completion Date:	
Location:	City-wide		

Description: This allocation provides funding for the monitoring and soil cleanup, when necessary, at City fire stations where fuel tanks have been removed.

Justification: This allocation improves safety and is necessary to comply with the Hazardous Materials Storage Permit Ordinance No. 21334.

EXPENDITURE SCHEDULE (000'S)											
Cost Elements	Prior Years	2013-14 Appn.	2013-14 Estimate	2014-15	2015-16	2016-17	2017-18	2018-19	5-Year Total	Beyond 5-Year	Project Total
Maintenance		10	10	10	10	10	10	10	50		
TOTAL		10	10	10	10	10	10	10	50		

FUNDING SOURCE SCHEDULE (000'S)											
Fire Construction & Conveyance Tax Fund		10	10	10	10	10	10	10	50		
TOTAL		10	10	10	10	10	10	10	50		

ANNUAL OPERATING BUDGET IMPACT (000'S)											
None											

Major Changes in Project Cost:

N/A

Notes:

Project schedule dates and selected budget information are not provided due to the ongoing nature of this project.

FY Initiated:	Ongoing	Appn. #:	4275
Initial Project Budget:		USGBC LEED:	N/A

Public Safety

2015-2019 Adopted Capital Improvement Program
Detail of Non-Construction Projects

8. Capital Project Management

CSA: Public Safety
CSA Outcome: The Public Feels Safe Anywhere, Anytime in San José
Department: Fire
Description: This allocation provides funding for the Fire Department to adequately manage and complete Fire capital projects, including those associated with the Neighborhood Security Act Bond.

EXPENDITURE SCHEDULE (000'S)											
Cost Elements	Prior Years	2013-14 Appn.	2013-14 Estimate	2014-15	2015-16	2016-17	2017-18	2018-19	5-Year Total	Beyond 5-Year	Project Total
Program Management		722	722	736	450	459	469	478	2,592		
TOTAL		722	722	736	450	459	469	478	2,592		
FUNDING SOURCE SCHEDULE (000'S)											
Fire Construction & Conveyance Tax Fund		722	722	736	450	459	469	478	2,592		
TOTAL		722	722	736	450	459	469	478	2,592		

Notes:
 Selected budget information is not provided due to the ongoing nature of this project.
 2014-2018 CIP - Continues funding for a Fire Captain position through 2014-2015 to complete the remaining new stations coming online and the existing fire facilities that may need significant repairs.

Appn. #: 6951

9. City-Building Energy Projects Program

CSA: Public Safety
CSA Outcome: The Public Feels Safe Anywhere, Anytime in San José
Department: Fire
Description: This allocation provides funding for Fire facility upgrades for projects identified by PG&E energy audits on City facilities that would generate energy savings. Projects are prioritized by pay-back of energy savings, most of which occur in less than five years.

EXPENDITURE SCHEDULE (000'S)											
Cost Elements	Prior Years	2013-14 Appn.	2013-14 Estimate	2014-15	2015-16	2016-17	2017-18	2018-19	5-Year Total	Beyond 5-Year	Project Total
Construction		10	10	10	10	10	10	10	50		
TOTAL		10	10	10	10	10	10	10	50		
FUNDING SOURCE SCHEDULE (000'S)											
Fire Construction & Conveyance Tax Fund		10	10	10	10	10	10	10	50		
TOTAL		10	10	10	10	10	10	10	50		

Notes:
 Adjustments to this allocation will be made annually as specific projects are identified each year based on audits performed by PG&E. Selected budget information is not provided due to the ongoing nature of this project.

Appn. #: 5002

Public Safety

2015-2019 Adopted Capital Improvement Program Detail of Non-Construction Projects

10. Computer Replacement Program

CSA: Public Safety
CSA Outcome: The Public Feels Safe Anywhere, Anytime in San José
Department: Fire
Description: This allocation provides funding for the ongoing replacement of obsolete computers and peripherals used by the Fire Department.

EXPENDITURE SCHEDULE (000'S)											
Cost Elements	Prior Years	2013-14 Appn.	2013-14 Estimate	2014-15	2015-16	2016-17	2017-18	2018-19	5-Year Total	Beyond 5-Year	Project Total
Equipment		130	130	95	95	95	95	95	475		
TOTAL		130	130	95	95	95	95	95	475		
FUNDING SOURCE SCHEDULE (000'S)											
Fire Construction & Conveyance Tax Fund		130	130	95	95	95	95	95	475		
TOTAL		130	130	95	95	95	95	95	475		

Notes:
 Selected budget information is not provided due to the ongoing nature of this project.

Appn. #: 6487

11. Emergency Response Data Analysis

CSA: Public Safety
CSA Outcome: The Public Feels Safe Anywhere, Anytime in San José
Department: Fire
Description: This allocation provides funding for data analysis and analytical studies related to fire protection planning and emergency response performance. This includes hiring outside consultant(s) who use computer modeling and computer data analysis to determine the need for and assess the potential impact of relocating stations, adding stations, and/or changing emergency response resources.

EXPENDITURE SCHEDULE (000'S)											
Cost Elements	Prior Years	2013-14 Appn.	2013-14 Estimate	2014-15	2015-16	2016-17	2017-18	2018-19	5-Year Total	Beyond 5-Year	Project Total
Advanced Planning		25	25	25	25	25	25	25	125		
TOTAL		25	25	25	25	25	25	25	125		
FUNDING SOURCE SCHEDULE (000'S)											
Fire Construction & Conveyance Tax Fund		25	25	25	25	25	25	25	125		
TOTAL		25	25	25	25	25	25	25	125		

Notes:
 Selected budget information is not provided due to the ongoing nature of this project.

Appn. #: 4876

Public Safety
2015-2019 Adopted Capital Improvement Program
Detail of Non-Construction Projects

12. Emergency Response Maps

CSA: Public Safety
CSA Outcome: The Public Feels Safe Anywhere, Anytime in San José
Department: Fire
Description: This allocation provides funding for annual updates to emergency response maps used by the Fire Department, which are necessary for responding to calls.

EXPENDITURE SCHEDULE (000'S)											
Cost Elements	Prior Years	2013-14 Appn.	2013-14 Estimate	2014-15	2015-16	2016-17	2017-18	2018-19	5-Year Total	Beyond 5-Year	Project Total
Equipment		85	85	15	15	15	15	15	75		
TOTAL		85	85	15	15	15	15	15	75		
FUNDING SOURCE SCHEDULE (000'S)											
Fire Construction & Conveyance Tax Fund		85	85	15	15	15	15	15	75		
TOTAL		85	85	15	15	15	15	15	75		

Notes:
 Selected budget information is not provided due to the ongoing nature of this project.

Appn. #: 4036

13. Fire Apparatus Replacement

CSA: Public Safety
CSA Outcome: The Public Feels Safe Anywhere, Anytime in San José
Department: Fire
Description: This allocation provides funding for scheduled fire apparatus replacement based on the following replacement intervals: overhead vehicles (formerly battalion chief vehicles), 10 years; brush patrols, 12 years; engines, light units, rescue units, USARs, and other special equipment, 20 years; and trucks, 25 years.

EXPENDITURE SCHEDULE (000'S)											
Cost Elements	Prior Years	2013-14 Appn.	2013-14 Estimate	2014-15	2015-16	2016-17	2017-18	2018-19	5-Year Total	Beyond 5-Year	Project Total
Equipment		13,328	4,301	13,987	4,400	4,400	4,400	4,400	31,587		
TOTAL		13,328	4,301	13,987	4,400	4,400	4,400	4,400	31,587		
FUNDING SOURCE SCHEDULE (000'S)											
General Fund		12,737	4,274	12,463	4,000	4,000	4,000	4,000	28,463		
Fire Construction & Conveyance Tax Fund		591	27	1,524	400	400	400	400	3,124		
TOTAL		13,328	4,301	13,987	4,400	4,400	4,400	4,400	31,587		

Notes:
 Selected budget information is not provided due to the ongoing nature of this project.

Appn. #: 6363

Public Safety
2015-2019 Adopted Capital Improvement Program
Detail of Non-Construction Projects

14. Fire Data System

CSA: Public Safety
CSA Outcome: The Public Feels Safe Anywhere, Anytime in San José
Department: Fire
Description: This allocation provides funding for the purchase of additional response data analysis software and ongoing system maintenance costs related to the Computer Aided Dispatch (CAD) system.

EXPENDITURE SCHEDULE (000'S)											
Cost Elements	Prior Years	2013-14 Appn.	2013-14 Estimate	2014-15	2015-16	2016-17	2017-18	2018-19	5-Year Total	Beyond 5-Year	Project Total
Equipment		56	56	255	35	35	35	35	395		
TOTAL		56	56	255	35	35	35	35	395		
FUNDING SOURCE SCHEDULE (000'S)											
Fire Construction & Conveyance Tax Fund		56	56	255	35	35	35	35	395		
TOTAL		56	56	255	35	35	35	35	395		

Notes:
 One-time funding of \$220,000 in 2014-2015 is for additional consultation and software related to the Computer Aided Dispatch (CAD) system in order to store additional parameters about Fire Department incidents and improve the department's ability to report performance metrics by assisting in data automation efforts.

Appn. #: 5855

15. Handheld Radios

CSA: Public Safety
CSA Outcome: The Public Feels Safe Anywhere, Anytime in San José
Department: Fire
Description: This allocation provides funding for the replacement of portable emergency response radios that become broken, lost, or stolen.

EXPENDITURE SCHEDULE (000'S)											
Cost Elements	Prior Years	2013-14 Appn.	2013-14 Estimate	2014-15	2015-16	2016-17	2017-18	2018-19	5-Year Total	Beyond 5-Year	Project Total
Equipment		10	10	10	10	10	10	10	50		
TOTAL		10	10	10	10	10	10	10	50		
FUNDING SOURCE SCHEDULE (000'S)											
Fire Construction & Conveyance Tax Fund		10	10	10	10	10	10	10	50		
TOTAL		10	10	10	10	10	10	10	50		

Notes:
 Selected budget information is not provided due to the ongoing nature of this project.

Appn. #: 6492

Public Safety

2015-2019 Adopted Capital Improvement Program
Detail of Non-Construction Projects

16. Heavy Rescue Airbags

CSA: Public Safety
CSA Outcome: The Public Feels Safe Anywhere, Anytime in San José
Department: Fire
Description: This allocation provides funding for the replacement of heavy rescue airbags.

EXPENDITURE SCHEDULE (000'S)											
Cost Elements	Prior Years	2013-14 Appn.	2013-14 Estimate	2014-15	2015-16	2016-17	2017-18	2018-19	5-Year Total	Beyond 5-Year	Project Total
Equipment		12	12	12	12	12	12	12	60		
TOTAL		12	12	12	12	12	12	12	60		
FUNDING SOURCE SCHEDULE (000'S)											
Fire Construction & Conveyance Tax Fund		12	12	12	12	12	12	12	60		
TOTAL		12	12	12	12	12	12	12	60		

Notes:
 Selected budget information is not provided due to the ongoing nature of this project.
Appn. #: 6493

17. Hose Replacement

CSA: Public Safety
CSA Outcome: The Public Feels Safe Anywhere, Anytime in San José
Department: Fire
Description: This allocation provides ongoing funding for the hose replacement program.

EXPENDITURE SCHEDULE (000'S)											
Cost Elements	Prior Years	2013-14 Appn.	2013-14 Estimate	2014-15	2015-16	2016-17	2017-18	2018-19	5-Year Total	Beyond 5-Year	Project Total
Equipment		84	84	40	40	40	40	40	200		
TOTAL		84	84	40	40	40	40	40	200		
FUNDING SOURCE SCHEDULE (000'S)											
Fire Construction & Conveyance Tax Fund		84	84	40	40	40	40	40	200		
TOTAL		84	84	40	40	40	40	40	200		

Notes:
 Selected budget information is not provided due to the ongoing nature of this project.
Appn. #: 6063

Public Safety

2015-2019 Adopted Capital Improvement Program Detail of Non-Construction Projects

18. Hose Replacement - 2012 AFG Grant

CSA: Public Safety
CSA Outcome: The Public Feels Safe Anywhere, Anytime in San José
Department: Fire
Description: This allocation provides funding for the City's local match for the 2012 AFG Grant. The grant is expected to fund the replacement of approximately 33% of the City's hose inventory.

EXPENDITURE SCHEDULE (000'S)											
Cost Elements	Prior Years	2013-14 Appn.	2013-14 Estimate	2014-15	2015-16	2016-17	2017-18	2018-19	5-Year Total	Beyond 5-Year	Project Total
Equipment		382	286	96					96		382
TOTAL		382	286	96					96		382
FUNDING SOURCE SCHEDULE (000'S)											
Fire Construction & Conveyance Tax Fund		382	286	96					96		382
TOTAL		382	286	96					96		382
Appn. #:	7635										

19. Mobile Testing Equipment for Fire Pumps

CSA: Public Safety
CSA Outcome: The Public Feels Safe Anywhere, Anytime in San José
Department: Fire
Description: This allocation provides one-time funding to procure mobile testing equipment to perform fire pump testing required by the National Fire Protection Association (NFPA) at the Central Service Yard.

EXPENDITURE SCHEDULE (000'S)											
Cost Elements	Prior Years	2013-14 Appn.	2013-14 Estimate	2014-15	2015-16	2016-17	2017-18	2018-19	5-Year Total	Beyond 5-Year	Project Total
Equipment				90					90		90
TOTAL				90					90		90
FUNDING SOURCE SCHEDULE (000'S)											
Fire Construction & Conveyance Tax Fund				90					90		90
TOTAL				90					90		90
Appn. #:	7752										

Public Safety

2015-2019 Adopted Capital Improvement Program
Detail of Non-Construction Projects

20. Permanent Fuel Tanks for Fire Stations

CSA: Public Safety
CSA Outcome: The Public Feels Safe Anywhere, Anytime in San José
Department: Fire
Description: This allocation funds the replacement of temporary fuel tanks with permanent tanks at Fire Stations 28, 30, and 31.

EXPENDITURE SCHEDULE (000'S)											
Cost Elements	Prior Years	2013-14 Appn.	2013-14 Estimate	2014-15	2015-16	2016-17	2017-18	2018-19	5-Year Total	Beyond 5-Year	Project Total
Equipment				70					70		70
TOTAL				70					70		70
FUNDING SOURCE SCHEDULE (000'S)											
Fire Construction & Conveyance Tax Fund				70					70		70
TOTAL				70					70		70
Appn. #:	7753										

21. Personal Protective Equipment Program

CSA: Public Safety
CSA Outcome: The Public Feels Safe Anywhere, Anytime in San José
Department: Fire
Description: This allocation provides funding for the management of the Personal Protective Equipment Program. This program includes one-time funding of \$112,000 in 2014-2015 to replace Level A and Level B hazardous material suits. This program also manages the repair and maintenance of nozzles, small tools, hoses, and ordering supplies needed to stock Company Stores.

EXPENDITURE SCHEDULE (000'S)											
Cost Elements	Prior Years	2013-14 Appn.	2013-14 Estimate	2014-15	2015-16	2016-17	2017-18	2018-19	5-Year Total	Beyond 5-Year	Project Total
Program Management		57	57	169	57	57	57	57	397		
TOTAL		57	57	169	57	57	57	57	397		
FUNDING SOURCE SCHEDULE (000'S)											
Fire Construction & Conveyance Tax Fund		57	57	169	57	57	57	57	397		
TOTAL		57	57	169	57	57	57	57	397		

Notes:
Selected budget information is not provided due to the ongoing nature of this project.

Appn. #: 6420

Public Safety

2015-2019 Adopted Capital Improvement Program Detail of Non-Construction Projects

22. Self-Contained Breathing Apparatus (SCBA) Equipment

CSA: Public Safety
CSA Outcome: The Public Feels Safe Anywhere, Anytime in San José
Department: Fire
Description: This allocation provides funding for the replacement of Self-Contained Breathing Apparatus (SCBA) equipment.

EXPENDITURE SCHEDULE (000'S)											
Cost Elements	Prior Years	2013-14 Appn.	2013-14 Estimate	2014-15	2015-16	2016-17	2017-18	2018-19	5-Year Total	Beyond 5-Year	Project Total
Equipment		30	30	30	30	30	30	30	150		
TOTAL		30	30	30	30	30	30	30	150		
FUNDING SOURCE SCHEDULE (000'S)											
Fire Construction & Conveyance Tax Fund		30	30	30	30	30	30	30	150		
TOTAL		30	30	30	30	30	30	30	150		

Notes:
 Selected budget information is not provided due to the ongoing nature of this project.

Appn. #: 4308

23. South San José Police Substation FF&E

CSA: Public Safety
CSA Outcome: The Public Feels Safe Anywhere, Anytime in San José
Department: Police
Description: This project provides funding for acquisition of fixtures, furniture, and equipment at the South San José Police Substation.

EXPENDITURE SCHEDULE (000'S)											
Cost Elements	Prior Years	2013-14 Appn.	2013-14 Estimate	2014-15	2015-16	2016-17	2017-18	2018-19	5-Year Total	Beyond 5-Year	Project Total
Furniture, Fixtures and Equipment	423	898	282	616					616		1,321
TOTAL	423	898	282	616					616		1,321
FUNDING SOURCE SCHEDULE (000'S)											
General Fund	423	898	282	616					616		1,321
TOTAL	423	898	282	616					616		1,321

Notes:
 Additional FF&E funding for the South San José Police Substation is set aside in the Supplemental Law Enforcement Services Fund (\$394,000) and the Federal Drug Forfeiture Fund (\$500,000).

Appn. #: 7054

Public Safety

2015-2019 Adopted Capital Improvement Program Detail of Non-Construction Projects

24. Telecommunications Equipment

CSA: Public Safety
CSA Outcome: The Public Feels Safe Anywhere, Anytime in San José
Department: Fire
Description: This allocation provides funding for the replacement of outdated telecommunications equipment.

EXPENDITURE SCHEDULE (000'S)

Cost Elements	Prior Years	2013-14 Appn.	2013-14 Estimate	2014-15	2015-16	2016-17	2017-18	2018-19	5-Year Total	Beyond 5-Year	Project Total
Equipment		15	15	15	15	15	15	15	75		
TOTAL		15	15	15	15	15	15	15	75		

FUNDING SOURCE SCHEDULE (000'S)

Fire Construction & Conveyance Tax Fund		15	15	15	15	15	15	15	75		
TOTAL		15	15	15	15	15	15	15	75		

Notes:

Selected budget information is not provided due to the ongoing nature of this project.

Appn. #: 4504

25. Tools and Equipment

CSA: Public Safety
CSA Outcome: The Public Feels Safe Anywhere, Anytime in San José
Department: Fire
Description: This allocation provides funding to purchase necessary equipment for emergency response, support services, arson investigation, and hazardous materials management.

EXPENDITURE SCHEDULE (000'S)

Cost Elements	Prior Years	2013-14 Appn.	2013-14 Estimate	2014-15	2015-16	2016-17	2017-18	2018-19	5-Year Total	Beyond 5-Year	Project Total
Equipment		321	321	289	289	289	289	289	1,445		
TOTAL		321	321	289	289	289	289	289	1,445		

FUNDING SOURCE SCHEDULE (000'S)

Fire Construction & Conveyance Tax Fund		321	321	289	289	289	289	289	1,445		
TOTAL		321	321	289	289	289	289	289	1,445		

Notes:

Selected budget information is not provided due to the ongoing nature of this project.

Appn. #: 4073

Public Safety
2015-2019 Adopted Capital Improvement Program
Detail of Non-Construction Projects

26. Traffic Control Equipment

CSA: Public Safety
CSA Outcome: The Public Feels Safe Anywhere, Anytime in San José
Department: Fire
Description: This allocation provides funding for the installation of traffic control equipment at intersections throughout the City. This allows emergency vehicles to change the traffic signals in order to clear intersections while responding to emergencies.

EXPENDITURE SCHEDULE (000'S)											
Cost Elements	Prior Years	2013-14 Appn.	2013-14 Estimate	2014-15	2015-16	2016-17	2017-18	2018-19	5-Year Total	Beyond 5-Year	Project Total
Equipment	116	125	5	120					120		241
TOTAL	116	125	5	120					120		241
FUNDING SOURCE SCHEDULE (000'S)											
Fire Construction & Conveyance Tax Fund	116	125	5	120					120		241
TOTAL	116	125	5	120					120		241
Appn. #:	5633										

27. Turnout Cleaning

CSA: Public Safety
CSA Outcome: The Public Feels Safe Anywhere, Anytime in San José
Department: Fire
Description: This allocation provides funding for cleaning, repairs, and preventative maintenance of the Fire Department's turnout equipment.

EXPENDITURE SCHEDULE (000'S)											
Cost Elements	Prior Years	2013-14 Appn.	2013-14 Estimate	2014-15	2015-16	2016-17	2017-18	2018-19	5-Year Total	Beyond 5-Year	Project Total
Maintenance		201	201	200	200	200	200	200	1,000		
TOTAL		201	201	200	200	200	200	200	1,000		
FUNDING SOURCE SCHEDULE (000'S)											
Fire Construction & Conveyance Tax Fund		201	201	200	200	200	200	200	1,000		
TOTAL		201	201	200	200	200	200	200	1,000		

Notes:
 Selected budget information is not provided due to the ongoing nature of this project.

Appn. #: 5856

Public Safety

2015-2019 Adopted Capital Improvement Program Detail of Non-Construction Projects

28. Vintage Apparatus and Equipment Maintenance

CSA: Public Safety
CSA Outcome: The Public Feels Safe Anywhere, Anytime in San José
Department: Fire
Description: This allocation provides funding for repairs and preventive maintenance for vintage San José Fire Department apparatus and equipment. The San José Fire Department Muster Team formed a 501c3, nonprofit organization.

EXPENDITURE SCHEDULE (000'S)

Cost Elements	Prior Years	2013-14 Appn.	2013-14 Estimate	2014-15	2015-16	2016-17	2017-18	2018-19	5-Year Total	Beyond 5-Year	Project Total
Equipment		5	5	5	5	5	5	5	25		
TOTAL		5	5	5	5	5	5	5	25		

FUNDING SOURCE SCHEDULE (000'S)

Fire Construction & Conveyance Tax Fund		5	5	5	5	5	5	5	25		
TOTAL		5	5	5	5	5	5	5	25		

Notes:

Selected budget information is not provided due to the ongoing nature of this project.

Appn. #: 5631

2014-2015 CAPITAL BUDGET

2015-2019 CAPITAL IMPROVEMENT PROGRAM

PUBLIC SAFETY

SUMMARY OF PROJECTS WITH CLOSE-OUT COSTS ONLY IN 2014-2015

SUMMARY OF RESERVES

The Summary of Projects with Close-Out Costs Only in 2014-2015 includes those projects that are near completion with only minimal costs (typically inspection services and program management) to finish the project budgeted in 2014-2015. The Summary of Reserves includes all reserves budgeted within the Five-Year Capital Improvement Program. On the Use of Funds statement, the projects in these summaries are not numbered.

Public Safety

2015-2019 Adopted Capital Improvement Program

Summary of Projects with Close-out Costs Only in 2014-2015

Project Name:	South San José Police Substation	Initial Start Date:	3rd Qtr. 2002
5-Year CIP Budget:	\$108,000	Revised Start Date:	
Total Budget:	\$91,758,000	Initial End Date:	2nd Qtr. 2007
Council District:	2	Revised End Date:	4th Qtr. 2014
USGBC LEED:	Silver		

Description: This project provided funding to construct a full service police station in south San José. Funding in 2014-2015 is for close-out costs related to the project.

Public Safety

2015-2019 Adopted Capital Improvement Program

Summary of Reserves

Project Name:	Facilities Improvements Reserve	Initial Start Date:	N/A
5-Year CIP Budget:	\$2,240,000	Revised Start Date:	
Total Budget:	\$2,240,000	Initial End Date:	N/A
Council District:	City-wide	Revised End Date:	
USGBC LEED:	N/A		

Description: This reserve sets aside funding for fire facilities with urgent facility maintenance and repair needs. There are many fire stations in the City that are more than fifty years old and are showing signs of significant maintenance and repair needs. This reserve will help ensure that funding is available for any critical fire station needs that may arise in the near future.

Project Name:	Fire Station 37 (Willow Glen) Reserve	Initial Start Date:	N/A
5-Year CIP Budget:	\$2,472,730	Revised Start Date:	
Total Budget:	\$2,472,730	Initial End Date:	N/A
Council District:	6, 9	Revised End Date:	
USGBC LEED:	N/A		

Description: This reserve sets aside funding in the Public Safety Bond Fund for the planned construction of a new one engine company fire facility at the Willow Glen Community Center parking lot. Funding (\$2.5 million) has been set aside in a reserve in order to allow staff to complete their analysis of city-wide response times. It should be noted that over \$5.0 million will need to be appropriated to the Fire Station 37 project in order to cover the total estimated project costs of \$8.7 million. In total, \$1.1 million has been spent on design and development of this project.

Public Safety

2015-2019 Adopted Capital Improvement Program

Summary of Reserves

Project Name:	Handheld Radios - AFG Grant Reserve	Initial Start Date:	N/A
5-Year CIP Budget:	\$355,000	Revised Start Date:	
Total Budget:	\$355,000	Initial End Date:	N/A
Council District:		Revised End Date:	
USGBC LEED:	N/A		

Description: This reserve sets aside matching funding for the 2013 Assistance to Firefighters (AFG) Radio Grant in 2014-2015. A recommendation to liquidate this reserve was brought forward for City Council approval on August 19, 2014. This is a Joint/Regional Application of the San José Fire Department, the Gilroy Fire Department, the Santa Clara County Fire Department, and the Mountain View Fire Department. The full amount of the grant for various local agencies is \$2,367,100 of which San José will receive \$2,007,800. In total, San José will purchase 270 portable and 103 mobile radio units. This requested equipment will enhance the safety and effectiveness of firefighting, rescue, and will enhance emergency medical services provided by these four fire departments with the acquisition of these additional radios. This project directly and effectively addresses the need for interoperable communications and firefighter safety. Additionally, this project will enhance the interoperability and information sharing capability between law enforcement, emergency medical responders and fire agencies when responding to multi-agency, multi-discipline emergencies, thereby improving responder safety as well as the safety of the public.

PAGE IS INTENTIONALLY LEFT BLANK